



- Natural trees should be cut at a 45° angle at the base and placed in water.
- Place tree away from sources of heat.
- Use only non-flammable decorations.
- Use only lighting evaluated by a nationally recognized laboratory, such as Underwriters Laboratories (UL).
- Inspect lights for frayed wire or other defects before use.
- Do not leave lights on unattended.
- Keep natural tree stands filled with water at all times.
- When the tree becomes dry, discard it promptly.

FEMA FA-024/09233-1/11/08



- Natural trees should be cut at a 45° angle at the base and placed in water.
- Place tree away from sources of heat.
- Use only non-flammable decorations.
- Use only lighting evaluated by a nationally recognized laboratory, such as Underwriters Laboratories (UL).
- Inspect lights for frayed wire or other defects before use.
- Do not leave lights on unattended.
- Keep natural tree stands filled with water at all times.
- When the tree becomes dry, discard it promptly.

FEMA FA-024/09233-1/11/08



- Natural trees should be cut at a 45° angle at the base and placed in water.
- Place tree away from sources of heat.
- Use only non-flammable decorations.
- Use only lighting evaluated by a nationally recognized laboratory, such as Underwriters Laboratories (UL).
- Inspect lights for frayed wire or other defects before use.
- Do not leave lights on unattended.
- Keep natural tree stands filled with water at all times.
- When the tree becomes dry, discard it promptly.

FEMA FA-024/09233-1/11/08

- Natural trees should be cut at a 45° angle at the base and placed in water.
- Place tree away from sources of heat.
- Use only non-flammable decorations.
- Use only lighting evaluated by a nationally recognized laboratory, such as Underwriters Laboratories (UL).
- Inspect lights for frayed wire or other defects before use.
- Do not leave lights on unattended.
- Keep natural tree stands filled with water at all times.
- When the tree becomes dry, discard it promptly.

FEMA FA-024/09233-1/11/08

- Natural trees should be cut at a 45° angle at the base and placed in water.
- Place tree away from sources of heat.
- Use only non-flammable decorations.
- Use only lighting evaluated by a nationally recognized laboratory, such as Underwriters Laboratories (UL).
- Inspect lights for frayed wire or other defects before use.
- Do not leave lights on unattended.
- Keep natural tree stands filled with water at all times.
- When the tree becomes dry, discard it promptly.

FEMA FA-024/09233-1/11/08

- Natural trees should be cut at a 45° angle at the base and placed in water.
- Place tree away from sources of heat.
- Use only non-flammable decorations.
- Use only lighting evaluated by a nationally recognized laboratory, such as Underwriters Laboratories (UL).
- Inspect lights for frayed wire or other defects before use.
- Do not leave lights on unattended.
- Keep natural tree stands filled with water at all times.
- When the tree becomes dry, discard it promptly.

FEMA FA-024/09233-1/11/08





Manchester Fire Marshal's Office  
494 Main Street Manchester, CT 06040  
Tel: 860-647-3267



Manchester Fire Marshal's Office  
494 Main Street Manchester, CT 06040  
Tel: 860-647-3267



Manchester Fire Marshal's Office  
494 Main Street Manchester, CT 06040  
Tel: 860-647-3267



KEEP YOUR FRIENDS  
SAFE FROM HARM...

SEND EACH ONE A  
SMOKE ALARM!



BE SURE YOU...

- Install smoke alarms on every level of the home, outside sleeping areas, and inside bedrooms.
- Test all smoke alarms in your home once a month.
- Replace smoke alarm batteries at least annually.
- Replace smoke alarms that are more than 10 years old.
- Develop and practice a home fire escape plan.



FEMA



KEEP YOUR FRIENDS  
SAFE FROM HARM...

SEND EACH ONE A  
SMOKE ALARM!



BE SURE YOU...

- Install smoke alarms on every level of the home, outside sleeping areas, and inside bedrooms.
- Test all smoke alarms in your home once a month.
- Replace smoke alarm batteries at least annually.
- Replace smoke alarms that are more than 10 years old.
- Develop and practice a home fire escape plan.



FEMA



KEEP YOUR FRIENDS  
SAFE FROM HARM...

SEND EACH ONE A  
SMOKE ALARM!



BE SURE YOU...

- Install smoke alarms on every level of the home, outside sleeping areas, and inside bedrooms.
- Test all smoke alarms in your home once a month.
- Replace smoke alarm batteries at least annually.
- Replace smoke alarms that are more than 10 years old.
- Develop and practice a home fire escape plan.

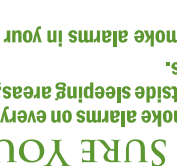


FEMA



KEEP YOUR FRIENDS  
SAFE FROM HARM...

SEND EACH ONE A  
SMOKE ALARM!



BE SURE YOU...

- Install smoke alarms on every level of the home, outside sleeping areas, and inside bedrooms.
- Test all smoke alarms in your home once a month.
- Replace smoke alarm batteries at least annually.
- Replace smoke alarms that are more than 10 years old.
- Develop and practice a home fire escape plan.

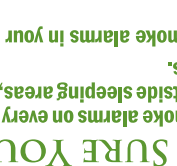


FEMA



KEEP YOUR FRIENDS  
SAFE FROM HARM...

SEND EACH ONE A  
SMOKE ALARM!



BE SURE YOU...

- Install smoke alarms on every level of the home, outside sleeping areas, and inside bedrooms.
- Test all smoke alarms in your home once a month.
- Replace smoke alarm batteries at least annually.
- Replace smoke alarms that are more than 10 years old.
- Develop and practice a home fire escape plan.

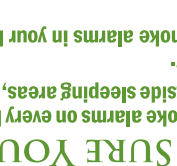


FEMA



KEEP YOUR FRIENDS  
SAFE FROM HARM...

SEND EACH ONE A  
SMOKE ALARM!



BE SURE YOU...

- Install smoke alarms on every level of the home, outside sleeping areas, and inside bedrooms.
- Test all smoke alarms in your home once a month.
- Replace smoke alarm batteries at least annually.
- Replace smoke alarms that are more than 10 years old.
- Develop and practice a home fire escape plan.



FEMA



Manchester Fire Marshal's Office  
494 Main Street Manchester, CT 06040  
Tel: 860-647-3267



Manchester Fire Marshal's Office  
494 Main Street Manchester, CT 06040  
Tel: 860-647-3267



Manchester Fire Marshal's Office  
494 Main Street Manchester, CT 06040  
Tel: 860-647-3267

